

Projet : 68650 LAPOUTROIE
 CONSTRUCTION CHAUFFERIE BOIS
 partie : 4505
 M.O. : COMMUNE DE LAPOUTROIE

plan no: 111 A
 p. fer.:
 tranche: LdF
 Ouvrage: Fondations
 aciers : Fe E500

adr. livraison

entrepreneur

récapitulatif liste des aciers

∅ mm	Long. m	Poids kg	kg/m	∅ mm	Long. m	Poids kg
6.0	76.28	16.930	0.222			
8.0	1744.62	689.120	0.395			
10.0	2494.31	1538.990	0.617			
12.0	71.96	63.900	0.888			

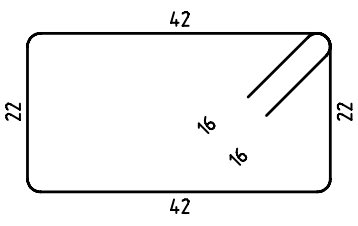
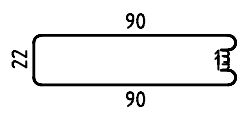
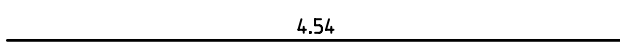
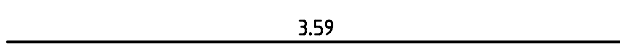
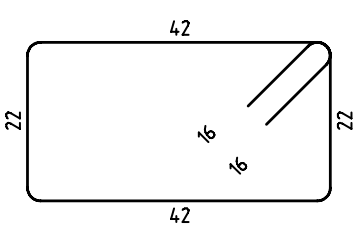

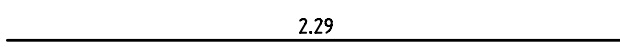
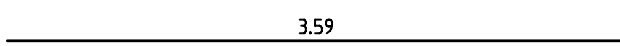
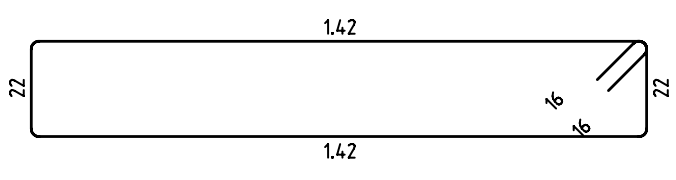
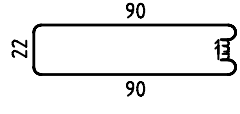
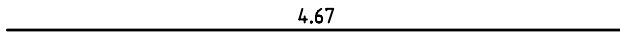
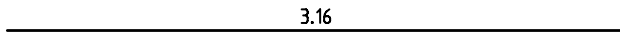
nombre total de pos.: 73 Poids total: 2308.940 kg

écarteurs

produit	Qté	haut. en cm	Long. totale	remarques

Projet : 68650 LAPOUTROIE
 CONSTRUCTION CHAUFFERIE BOIS
 partie : 4505
 M.O. : COMMUNE DE LAPOUTROIE

plan no: 111 A
 p. fer.:
 tranche: LdF
 Ouvrage: Fondations
 aciers : Fe E500

pos. no.	Qté	∅	Long. m	total-Long.	dcr /ds	dim. ext. cintrage selon les standards	remarques
1	60	10	1.60	96.00	4		
2	53	10	2.28	120.84	4		
3	12	8	4.54	54.48			
4	8	8	3.59	28.72			
5	25	10	1.60	40.00	4		
6	40	8	2.14	85.60	4		
7	18	8	2.29	41.22			
8	18	8	3.59	64.62			
9	45	10	3.60	162.00	4		
10	49	10	2.28	111.72	4		
11	28	8	4.67	130.76			
12	14	8	3.16	44.24			

Projet : 68650 LAPOUTROIE
 CONSTRUCTION CHAUFFERIE BOIS
 partie : 4505
 M.O. : COMMUNE DE LAPOUTROIE

plan no: 111 A
 p. fer.:
 tranche: LdF
 Ouvrage: Fondations
 aciers : Fe E500

pos. no.	Qté	∅	Long. m	total-Long.	dcr /ds	dim. ext. cintrage selon les standards	remarques
13	51	10	3.00	153.00	4		
14	51	10	2.28	116.28	4		
15	32	8	6.00	192.00			
16	16	8	2.50	40.00			
17	13	10	3.22	41.86	4		
18	3	10	0.72	2.16			
19	4	8	0.22	0.88			
20	16	8	3.45	55.20			
21	32	8	5.85	187.20			
22	92	10	2.20	202.40	4		
23	61	8	2.56	156.16	4		
24	58	10	2.70	156.60	4		
25	12	8	1.18	14.16	4		


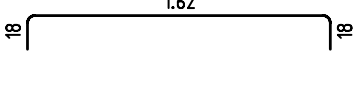

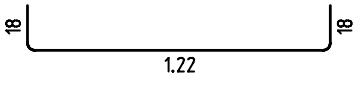

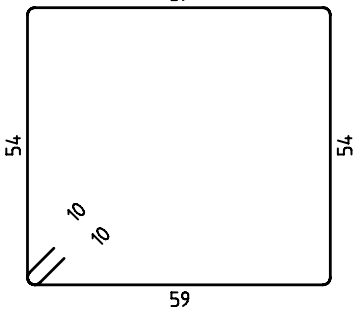
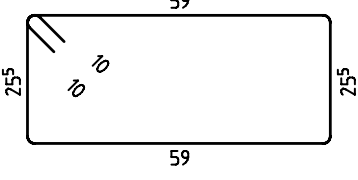
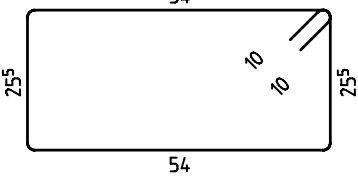
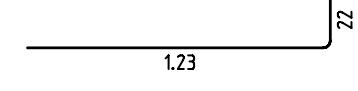

Projet : 68650 LAPOUTROIE
 CONSTRUCTION CHAUFFERIE BOIS
 partie : 4505
 M.O. : COMMUNE DE LAPOUTROIE

plan no: 111 A
 p. fer.:
 tranche: LdF
 Ouvrage: Fondations
 aciers : Fe E500

pos. no.	Qté	∅	Long. m	total-Long.	dcr /ds	dim. ext. cintrage selon les standards	remarques
26	8	8	0.95	7.60			
27	20	10	1.70	34.00	4		
28	22	8	4.38	96.36			
29	26	10	1.80	46.80	4		
30	47	8	2.24	105.28	4		
31	9	10	2.60	23.40	4		
32	14	10	3.12	43.68	4		
33	9	10	3.00	27.00	4		
35	8	8	2.60	20.80			
36	8	8	5.13	41.04			
37	54	10	1.28	69.12	4		
38	24	10	2.09	50.16	4		

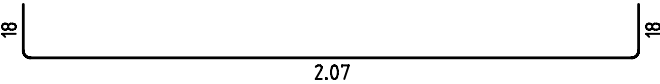

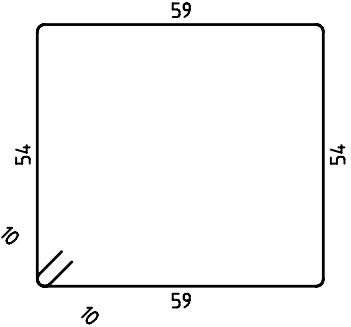
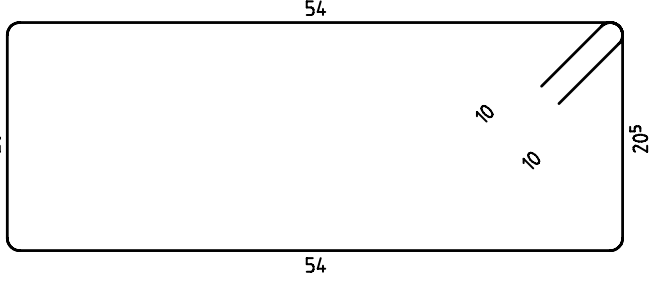
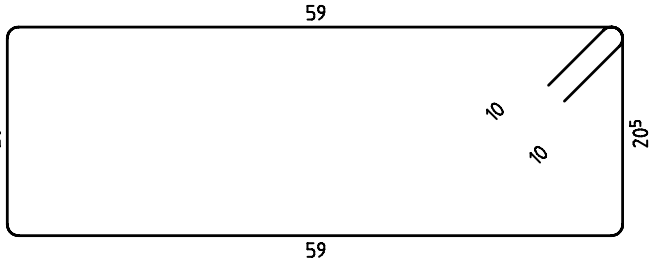
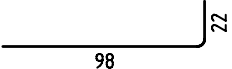
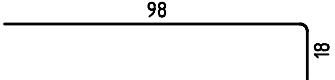
Projet : 68650 LAPOUTROIE
 CONSTRUCTION CHAUFFERIE BOIS
 partie : 4505
 M.O. : COMMUNE DE LAPOUTROIE

plan no: 111 A
 p. fer.:
 tranche: LdF
 Ouvrage: Fondations
 aciers : Fe E500

pos. no.	Qté	∅	Long. m	total-Long.	dcr /ds	dim. ext. cintrage selon les standards	remarques
39	80	10	1.48	118.40	4		
40	48	10	1.98	95.04	4		
41	28	10	1.56	43.68	4		
42	14	10	1.58	22.12	4		
43	14	10	1.56	21.84	4		
44	7	6	2.46	17.22	4		
45	7	6	1.89	13.23	4		
46	7	6	1.79	12.53	4		
47	4	12	1.45	5.80	4		
48	8	10	1.41	11.28	4		

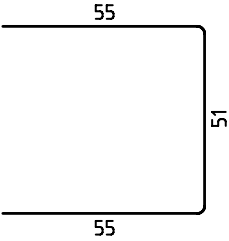
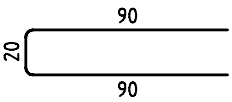
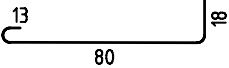
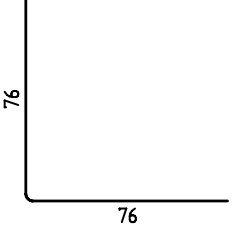

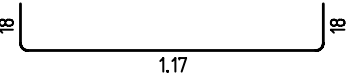
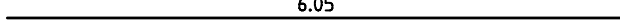
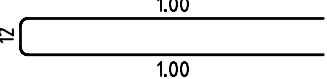

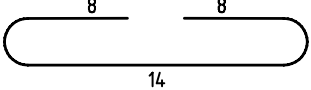

Projet : 68650 LAPOUTROIE
 CONSTRUCTION CHAUFFERIE BOIS
 partie : 4505
 M.O. : COMMUNE DE LAPOUTROIE

plan no: 111 A
 p. fer.:
 tranche: LdF
 Ouvrage: Fondations
 aciers : Fe E500

pos. no.	Qté	∅	Long. m	total-Long.	dcr /ds	dim. ext. cintrage selon les standards	remarques
49	14	10	2.43	34.02	4		
50	16	10	1.48	23.68	4		
51	5	6	2.46	12.30	4		
52	5	6	1.69	8.45	4		
53	5	6	1.79	8.95	4		
54	4	12	1.20	4.80	4		
55	8	10	1.16	9.28	4		

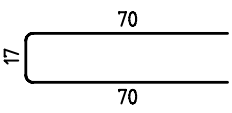
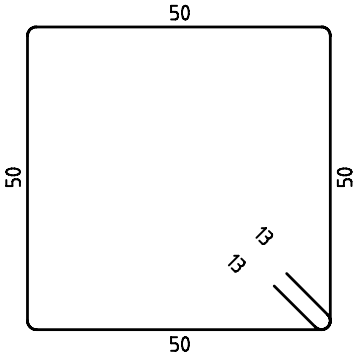
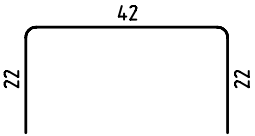

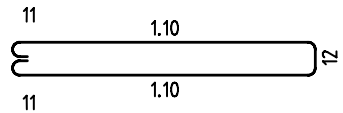
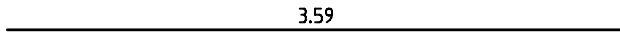
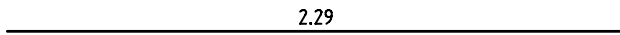
Projet : 68650 LAPOUTROIE
 CONSTRUCTION CHAUFFERIE BOIS
 partie : 4505
 M.O. : COMMUNE DE LAPOUTROIE

plan no: 111 A
 p. fer.:
 tranche: LdF
 Ouvrage: Fondations
 aciers : Fe E500

pos. no.	Qté	∅	Long. m	total-Long.	dcr /ds	dim. ext. cintrage selon les standards	remarques
56	8	10	1.61	12.88	4		
57	36	8	2.00	72.00	4		
58	48	10	1.11	53.28	4		
59	12	8	1.52	18.24	4		
60	18	10	2.18	39.24	4		
61	6	10	1.53	9.18	4		
62	8	8	6.05	48.40			
63	31	8	2.12	65.72	4		
64	12	8	1.34	16.08	4		
65	12	6	0.30	3.60	4		
66	8	10	1.56	12.48	4		

Projet : 68650 LAPOUTROIE
 CONSTRUCTION CHAUFFERIE BOIS
 partie : 4505
 M.O. : COMMUNE DE LAPOUTROIE

plan no: 111 A
 p. fer.:
 tranche: LdF
 Ouvrage: Fondations
 aciers : Fe E500

pos. no.	Qté	∅	Long. m	total-Long.	dcr /ds	dim. ext. cintrage selon les standards	remarques
67	139	10	1.57	218.23	4		
68	44	8	2.26	99.44	4		
69	44	12	0.86	37.84	4		
70	99	10	2.14	211.86	4		
71	23	8	2.54	58.42	4		
72	4	12	3.59	14.36			
73	4	12	2.29	9.16			
74	16	10	3.80	60.80	4	